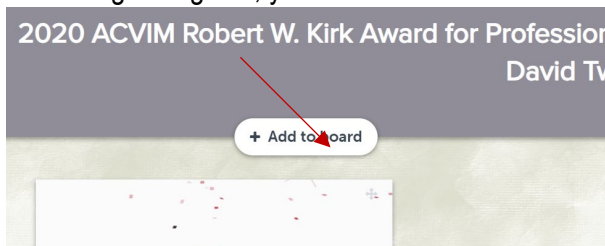


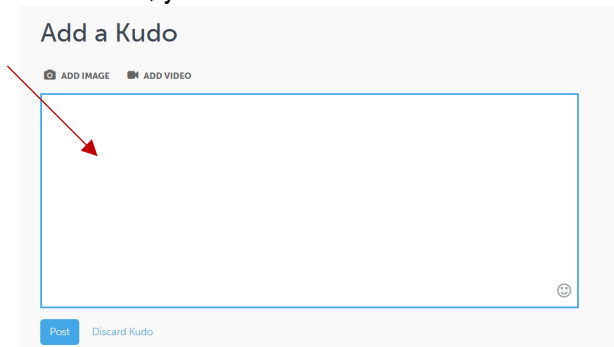
## HOW TO POST ON A KUDOBOARD

1. Follow the link to the board you would like to post on listed below, or use the links provided in the email you received when you were invited to the board.
  - a. Kirk Award KudoBoard: <https://www.kudoboard.com/boards/p9MUyEnC>
  - b. Pyle Service Award KudoBoard: <https://www.kudoboard.com/boards/yaS8HWKQ>
  - c. Specialty Lifetime Achievement Award, Cardiology: <https://www.kudoboard.com/boards/vJ3cbFLj>
  - d. Specialty Lifetime Achievement Award, Neurology: <https://www.kudoboard.com/boards/CUT0L2ji>

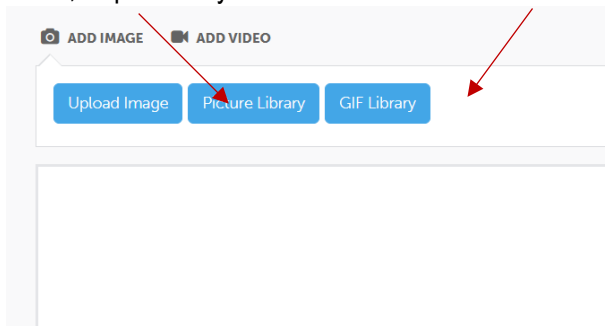
2. Once you are in the board, after either creating an account with us (optional), or choosing "Skip Email" and continuing as a guest, you'll want to click "Add Kudo to Board" from under the board title.



3. From there, you can add text in the text box



4. You can also add a photo via the "Add an Image" option above, where you can also select a GIF, upload a video, or photo of your own.



5. Once you are satisfied with your kudo, click "Post" and your post will be added to the board.